



SURTEX TRENDS

2020–2021

Jewel Branding & Licensing, Inc.
October 2019

EXPRESS YOURSELF

Cheerful Kitsch



Yoobi



Bando



Paperchase



The Penny Paper Co.



A Girl and a Glue Gun



Story Online

Embrace kitsch details such as cloud shapes, rainbow hues and googly eyes to create fun Instagram-friendly designs

- Icons are a key focus in this story. Use them to create statement prints or playful silhouettes
- Include positive words, motivational phrases and cheerful proclamations in your designs
- Use bright rainbow colours that will stand out on screen as much as they will in real life

Retro Mix



Borrow from a range of eras to create nostalgic designs with a mix-and-match aesthetic

- Take inspiration from industrial elements such as colourful metal clips and durable storage caddies
- Incorporate a mix of vintage elements into everyday designs, from Art Deco-inspired patterns to colour-blocking reminiscent of the Memphis movement
- Use playful and retro colours such as mustard, teal, and green

Collage Play



Curious Boy



Closed Mondays



Kangan Arora x
Ikea



Tor Ewen

Take a more curated approach to cut-and-paste compositions to create lively, joyful designs for hard and soft goods

- Use small and large blocks of colour in carefully placed layouts to create controlled compositions
- Make a statement and add a sense of depth by using contrasting brights in your designs – perfect for hero pieces with commercial appeal
- Incorporate a range of shapes and volumes into designs, such as circles and triangles, and more straightforward rectangular and square blocks



Mynd Interiors



Kinder Modern



West Elm

Digital Play




Poketo



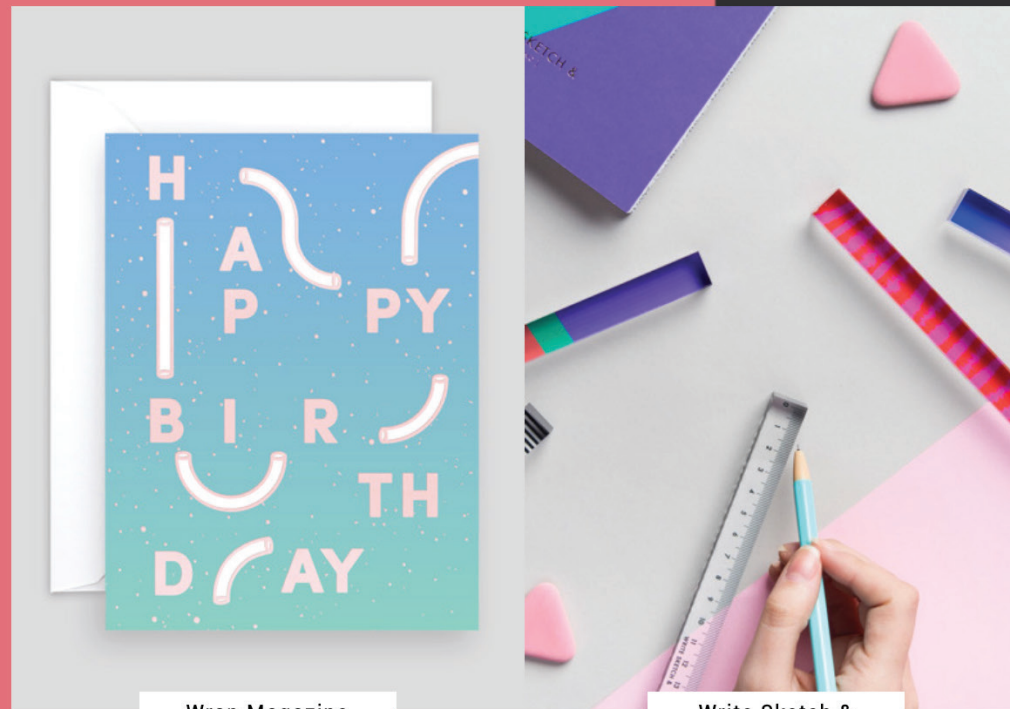
Zazzle



Mochi Things



Papier Tigre



Wrap Magazine

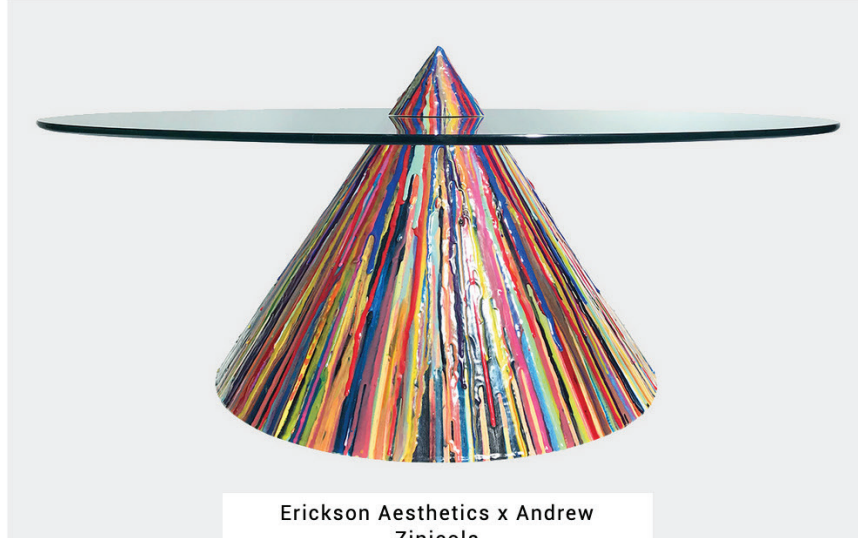


Write Sketch &

Use colours and surface effects to create a digitally altered aesthetic

- Contrast brights with neutrals, and layer colours in staggered, asymmetric ways for a computer-generated aesthetic
- Create playful patterns around products by experimenting with the placement of lines and abstract shapes
- Merchandise items with mismatched colours to make a stronger impact online

Rainbow Bands



Erickson Aesthetics x Andrew Zinicola




Matilda Goad



Markus Linnenbrink




Paul Smith x 1882 Ltd



@quinte55enz



Jpdemeyer & Co



Fauna x Jonathan Wolpert

Use graphic patterns in rainbow colours to bring a sense of fun and positivity to interiors

- Boost the mood of interiors with designs that are simple yet eye-catching, combining stripes with joyful colours
- Explore how you can update the stripe, whether through spacing, direction, or through messy painted techniques
- For a retro look, divide circles into evenly spaced multicoloured segments
- Use emerald green to lift primary palettes, and use thin black stripes to add contrast and depth to designs



Contact:

Meredith Counts
Director of Business & Creative
Jewel Branding & Licensing
meredith@jewelbranding.com